



Artwork* - set at 1/4 size

width = 886.25mm
height = 556.25mm
end panels = 168.25mm wide
middle panel = 183.25mm wide

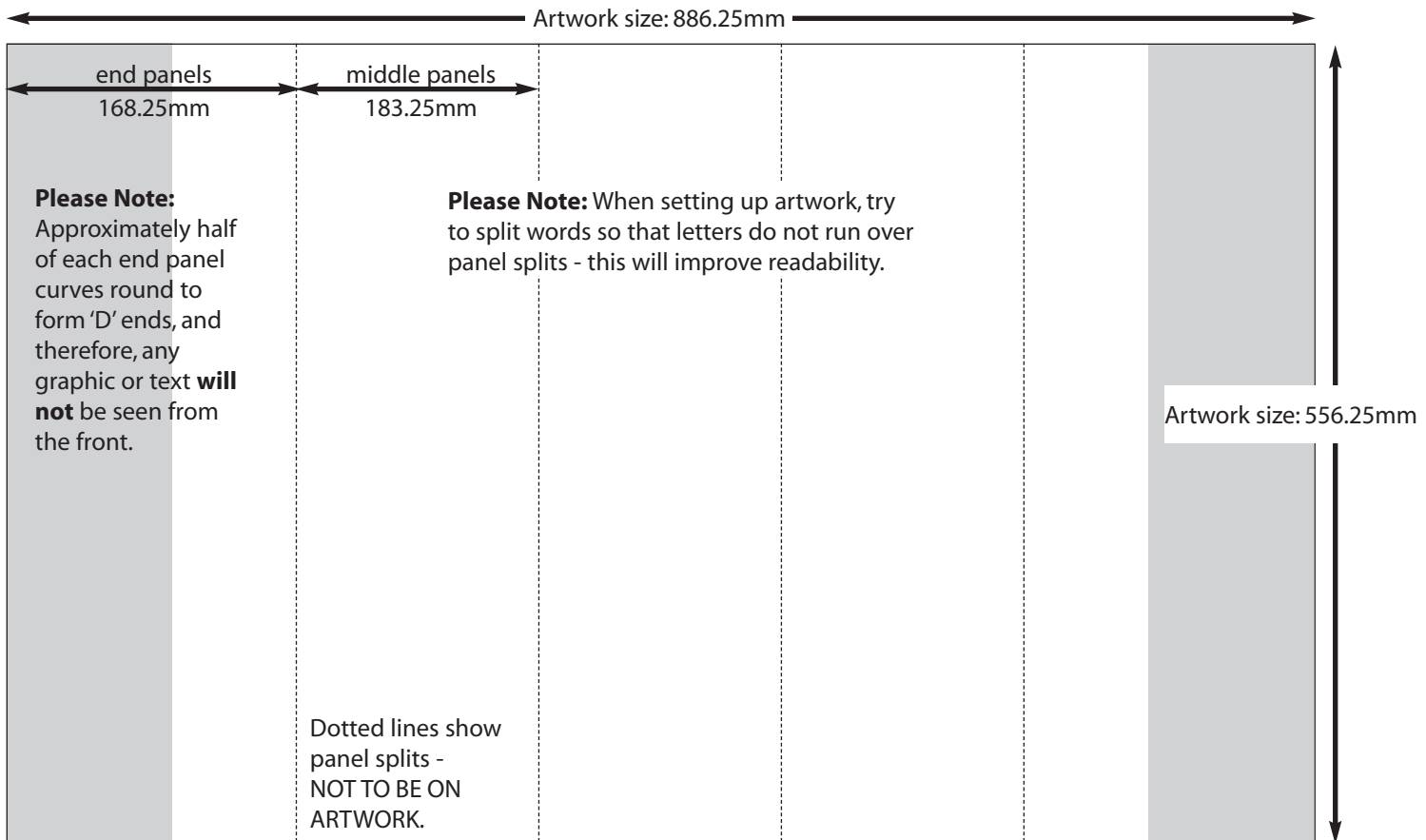
Podium Artwork - at 1/4 size

width = 461.25mm
height = 202.5mm
(keep main image/logo in centre and within 90mm)

PLEASE SET ARTWORK AT QUARTER SIZE.**

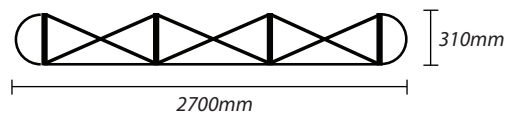
IMAGES 300dpi.

NO BLEED, NO CROP MARKS.



- **Make sure all images are RGB or CMYK do not mix the two.**
- **DO NOT BLEED AND DO NOT USE CROP MARKS.**
- **Please set artwork as 1 (one) whole panel DO NOT split into single panels.**
- **Please flatten and embed or convert to paths ALL FONTS when supplying files, unless supplying fonts by previous arrangement.**

Floor Space Coverage



*Actual size of pop-up graphic is 3545mm wide x 2225mm high, end panels 673mm wide, middle panel 733mm wide, podium wrap 1845mm wide x 810mm high.

**Artwork sizes are 1/4 (quarter) size of actual dimensions to enable smaller file sizes and easier sending

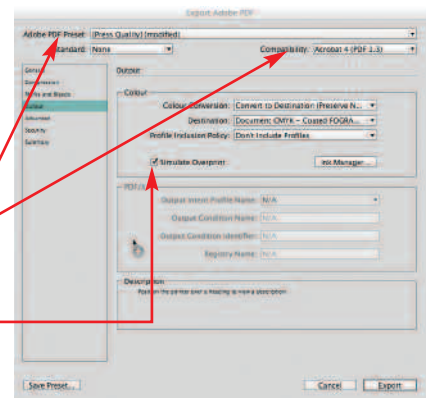
File Format

Preferred formats hi-res pdf, jpeg, tiff or eps. However we carry versions of all major design/page layout software (mac or pc), please call for help or advice on versions.

NB: Adobe InDesign users

When saving pdfs from InDesign... following a few easy steps will prevent common print problems caused by using effects and transparency tools.

- File>Export as Adobe PDF (print)
- Adobe PDF preset select **Press Quality**
- Compatibility **Acrobat 4 (PDF 1.3)**
- In Output tab locate the **Simulate Overprint** check box... **please check it**
- Make all other adjustments relevant to your file and...
- Export - we're good to go



Upload artwork using www.mailbigfile.com/plus

01782 264110 . info@theplusgroup.co.uk . www.rollerbannerstands.com

plus-display, 151 Etruria Road, Hanley, Stoke-on-Trent, ST1 5NS